

LUMERA & LUMERA 3D

Sattler exclusively uses solution-dyed premium acrylic for its awning fabrics. Following our recommended care and maintenance program will ensure years of performance, even in the harshest outdoor environments.

100 % PREMIUM ACRYLIC

THE PERFECT COMBINATION OF SUPERIOR QUALITY DESIGN WITH TECHNICAL FUNCTIONALITY



SATTLER INNOVATION LUMERA 3D INNOVATION.

Taking LUMERA CBA technology to the next level we are proud to introduce a compact tactile awning weave. Combining our exclusive LUMERA CBA yarn with a textured warp staple yarn.

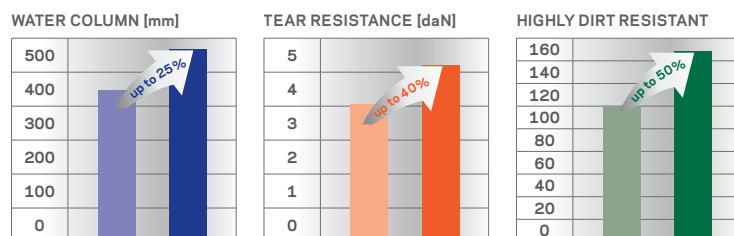
LUMERA 3D is the fabric you want to touch and feel.

LUMERA CBA YARN A REAL HIGH-TEX PRODUCT.


Sattler LUMERA is the ultimate 100% solution dyed acrylic for awnings. Exclusive Clear Brilliant Acrylic (CBA) technology for smooth, dense surface textures with enhanced colour brilliance.

CBA = Clean Brilliant Acrylic. What does this actually mean for the awning fabrics of our LUMERA quality?

- Smoother, denser surface, for a highly dirt resistant solution.
- Enhanced colour brilliance.
- Superior water resistance.
- Significant tear resistance for superior fabric performance.



LUMERA 3D SURFACE



385 811
Silicate



385 810
Marble



385 803
Chrome



385 820
Granite



385 910
Basalt



385 901
Ebony



Sattler quality awning fabrics are the result of years of continuous research and development.



Outstanding water, dirt and fungal repellency. Easy clean performance that helps your awning perform for years to come.



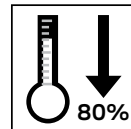
"Sattler Design-Selector" makes a fast and convenient pre-selection of your favourite designs.



Quality in every fibre. Our top quality awning fabrics are made from 100% solution dyed acrylic.



Tested to the worlds strictest UV standard 801, skin protection is the aim.



With energy savings of 80% possible, Sattler awning fabrics are the smart solution.



Environment & Sustainability: certified according to ISO 14001 & Öko-Tex



10 + 5 year extended warranty on functionality, durability and colour fastness on all fabrics. For peace of mind performance. Ask your consultant for further information.

LUMERA LANDSCAPE & LANDSCAPE MINI



338 662
Beach



338 639
Sahara



338 620
Sand



338 641
Arctic



338 626
Ice



338 642
Greenland



338 638
Savannah



338 658
Gobi



338 655
Ladakh



338 621
Gravel



338 644
Fjord



338 640
Namib



338 665
Volcano




338 623
Lava


LUMERA SOLIDS



338 808
Beryl



338 028
Antinolite



338 136
Hermitite



338 811
Chalcedon



338 813
Galenite



338 814
Copal



338 038
Brasiliante



338 712
Barite



338 713
Bronzit



338 714
Biodit



338 398
Slate



338 154
Onyx

